



ASBK.COM.AU f t i y

Winton Motor Raceway : OFFICIAL TEST : April 11 & 12

SUPERSPORT

Wednesday Practice 3

Date: 12/04/17
 Event: P21
 Weather: Sunny - 22.9C
 Track: Dry - 39.0C

Started at: 14:25:52
 Laps: 30 Min
 Starters: 15
 Printed at: 15:11

CLASSIFICATION

| Pos | No | Name | Machine | Fastest Lap | On Lap | Behind Prev | Behind Leader | Top Speed |
|-----|----|--|---------------|-------------|----------|-------------|---------------|-----------|
| 1 | 5 | Ted COLLINS (VIC) / Saint Unbreakable / Magnum Welders | Suzuki GSX-R | 1:24.574 | 9 of 14 | | | 219 |
| 2 | 21 | Samuel LAMBERT (NT) | Yamaha YZF-R6 | 1:24.688 | 7 of 12 | .114 | .114 | 214 |
| 3 | 12 | Mark CHIODO (VIC) / Repsol GAS Racing / Alpinestars / Bell Helmets / Dunlop Tyres / SBS | Triumph 675R | 1:24.901 | 6 of 8 | .213 | .327 | 216 |
| 4 | 64 | Sam CONDON (NSW) / Bikebiz / Pirelli / Motul / Shark Helmet / Berik / GB Racing | Yamaha YZF-R6 | 1:25.114 | 9 of 14 | .213 | .540 | 213 |
| 5 | 82 | Chris QUINN (NSW) / Coopers HXR Yamaha / Dunlop / Shark Helmets / Ipone / Channon Tavern | Yamaha YZF-R6 | 1:25.808 | 7 of 9 | .694 | 1.234 | 211 |
| 6 | 27 | Nic LIMINTON (SA) / Race Center / YRD / Arai / Ricondi / Speedangle | Yamaha YZF-R6 | 1:25.850 | 15 of 16 | .042 | 1.276 | 213 |
| 7 | 53 | Mason COOTE (VIC) / Aark Racing / Consent 2 Go / Kabuto / Spidi / Motul / Pirelli | Yamaha YZF-R6 | 1:25.863 | 5 of 9 | .013 | 1.289 | 218 |
| 8 | 7 | Tom TOPARIS (NSW) / Cube Racing / Australian Outdoor Living / Motul / Pirelli / Sprint Filter | Kawasaki ZX6R | 1:25.907 | 5 of 13 | .044 | 1.333 | 213 |
| 9 | 31 | John HUNT (SA) | Suzuki GSX-R | 1:26.256 | 6 of 10 | .349 | 1.682 | 208 |
| 10 | 56 | Jimmy BROADBENT (NSW) / Kawasaki BCperformance Junior Team | Kawasaki ZX6R | 1:26.809 | 6 of 15 | .553 | 2.235 | 211 |
| 11 | 47 | Giuseppe SCARCELLA (NSW) / Scarcella Racing / Held Aust. / X Lite / Kawasaki Connection / Kawasaki Aust. | Kawasaki ZX6R | 1:27.042 | 16 of 16 | .233 | 2.468 | 216 |
| 12 | 70 | Sam MULDOON (NSW) / Proworx Racing / Twin Connect / Mick Muldoon M-cycles / PROWORX | Kawasaki ZX6R | 1:27.340 | 6 of 13 | .298 | 2.766 | 211 |
| 13 | 29 | Patrick LI (NSW) | Kawasaki ZX6R | 1:29.116 | 9 of 11 | 1.776 | 4.542 | 210 |
| 14 | 18 | Joel RHODES (NSW) / Bikebiz / Pathway Communications / Karbon Property | Yamaha YZF-R6 | 1:29.252 | 8 of 11 | .136 | 4.678 | 208 |
| 15 | 46 | Aidan HAYES (NSW) / Hayes Johnston Pty Ltd Chartered Accountants / Hayes Electrical | Yamaha YZF-R6 | 1:30.328 | 7 of 8 | 1.076 | 5.754 | 206 |

Current best lap for SS class - 1:24.040 by Ted COLLINS (VIC) on a Suzuki GSX-R set on 12/04/17

Scott Laing


Chief Time Keeper - Scott Laing

Clerk of Course - Simon Maas

Computime Race Timing Systems Pty Ltd © 1996
 Licensed to Computime Race Timing Systems

www.computime.com.au

COMPUTIME RACE TIMING SYSTEMS PTY LTD





ASBK.COM.AU f t i y

Winton Motor Raceway : OFFICIAL TEST : April 11 & 12

SUPERSPORT

Wednesday Practice 3

Date: 12/04/17
 Event: P21
 Weather: Sunny - 22.9C
 Track: Dry - 39.0C

Started at: 14:25:52
 Laps: 30 Min
 Starters: 15
 Printed at: 15:11

LAP TIMES

| No | Name | Lap 1 | Lap 2 | Lap 3 | Lap 4 | Lap 5 | Lap 6 | Lap 7 | Lap 8 | Lap 9 | Lap 10 |
|----|--------------------------|----------|-----------|-----------|----------|-----------------|-----------------|-----------------|-----------------|-----------------|----------|
| 5 | Ted COLLINS (VIC) | 1:31.423 | 1:25.284 | 1:24.868 | 1:25.043 | 1:24.587 | 1:24.718 | 1:25.859 | 1:25.811 | 1:24.574 | 1:24.595 |
| 10 | | 1:25.825 | 1:25.349 | 1:25.615 | 1:25.787 | | | | | | |
| 7 | Tom TOPARIS (NSW) | 1:34.069 | 1:28.034 | 1:26.555 | 1:26.459 | 1:25.907 | 1:25.914 | 1:25.922 | 1:26.106 | 1:25.950 | 1:26.159 |
| 10 | | 1:26.859 | 1:27.655 | 1:29.661 | | | | | | | |
| 12 | Mark CHiodo (VIC) | 1:33.655 | 1:26.683 | 1:26.135 | 1:25.783 | 1:25.054 | 1:24.901 | 1:25.445 | 1:25.167 | | |
| 18 | Joel RHODES (NSW) | 1:44.496 | 1:30.807 | 1:29.887 | 1:30.194 | 1:31.583 | 1:30.156 | 1:29.968 | 1:29.252 | 1:30.146 | 1:30.177 |
| 10 | | 1:30.934 | | | | | | | | | |
| 21 | Samuel LAMBERT (NT) | 1:30.917 | 1:26.076 | 1:26.032 | 1:28.783 | 1:55.918 | 1:27.797 | 1:24.688 | 1:24.730 | 1:25.775 | 1:25.661 |
| 10 | | 1:36.175 | 1:37.475 | | | | | | | | |
| 27 | Nic LIMINTON (SA) | 1:36.445 | 1:28.418 | 1:27.165 | 1:26.449 | 1:26.234 | 1:27.531 | 1:26.042 | 5:54.955 | 1:36.616 | 1:27.380 |
| 10 | | 9:23.917 | 1:37.904 | 1:26.233 | 1:25.959 | 1:25.850 | 1:26.049 | | | | |
| 29 | Patrick LI (NSW) | 1:36.613 | 1:31.053 | 1:30.199 | 1:29.887 | 1:30.208 | 1:30.269 | 1:30.383 | 1:29.718 | 1:29.116 | 1:47.368 |
| 10 | | 1:31.007 | | | | | | | | | |
| 31 | John HUNT (SA) | 1:31.993 | 1:32.969 | 1:27.722 | 1:27.048 | 1:26.646 | 1:26.256 | 1:31.532 | 1:39.385 | 1:36.825 | 1:26.377 |
| 46 | Aidan HAYES (NSW) | 1:39.142 | 1:32.467 | 1:32.326 | 1:31.227 | 1:30.537 | 1:32.044 | 1:30.328 | 1:31.027 | | |
| 47 | Giuseppe SCARCELLA (NSW) | 1:35.187 | 1:30.365 | 1:28.550 | 1:27.681 | 1:45.921 | 1:31.813 | 1:28.060 | 1:27.088 | 1:27.300 | 1:31.895 |
| 10 | | 1:35.009 | 1:36.066 | 12:31.052 | 1:34.936 | 1:28.267 | 1:27.042 | | | | |
| 53 | Mason COOTE (VIC) | 1:36.860 | 1:27.466 | 1:26.235 | 1:25.889 | 1:25.863 | 1:28.781 | 1:26.592 | 1:26.260 | 1:27.467 | |
| 56 | Jimmy BROADBENT (NSW) | 1:39.766 | 1:28.899 | 1:27.541 | 1:27.282 | 1:28.600 | 1:26.809 | 3:45.344 | 1:38.147 | 1:27.456 | 1:27.862 |
| 10 | | 9:32.787 | 1:35.554 | 1:26.896 | 1:27.296 | 1:26.936 | | | | | |
| 64 | Sam CONDON (NSW) | 1:38.794 | 1:29.401 | 1:26.137 | 1:25.682 | 1:33.721 | 1:25.713 | 1:25.852 | 1:25.402 | 1:25.114 | 1:25.421 |
| 10 | | 1:31.553 | 16:59.936 | 1:33.614 | 1:26.394 | | | | | | |
| 70 | Sam MULDOON (NSW) | 1:35.832 | 1:29.947 | 1:29.006 | 1:27.913 | 1:29.085 | 1:27.340 | 1:27.491 | 1:27.979 | 15:22.924 | 1:33.968 |
| 10 | | 2:44.500 | 1:32.584 | 1:27.585 | | | | | | | |
| 82 | Chris QUINN (NSW) | 1:45.876 | 1:27.690 | 3:06.264 | 1:49.127 | 1:27.488 | 1:26.321 | 1:25.808 | 1:26.066 | 17:57.666 | |

Scott Laing


Chief Time Keeper - Scott Laing

Clerk of Course - Simon Maas

Computime Race Timing Systems Pty Ltd © 1996
 Licensed to Computime Race Timing Systems

www.computime.com.au

COMPUTIME RACE TIMING SYSTEMS PTY LTD





ASBK.COM.AU f t i y

Winton Motor Raceway : OFFICIAL TEST : April 11 & 12

SUPERSPORT

Wednesday Practice 3

Date: 12/04/17
 Event: P21
 Weather: Sunny - 22.9C
 Track: Dry - 39.0C

Started at: 14:25:52
 Laps: 30 Min
 Starters: 15
 Printed at: 15:12

SPLIT TIMES

| Lap | Split 1 | Split 2 | Split 3 | Split 4 | Lap Time | Spd | Lap | Split 1 | Split 2 | Split 3 | Split 4 | Lap Time | Spd |
|-----------------------------------|---------------|---------------|---------------|---------------|-----------------|-----|-------------------------------------|---------------|---------------|---------------|---------------|-----------------|-----|
| 5 Ted COLLINS (VIC) (1st) | | | | | | | 5 | 11.756 | 14.444 | 31.020 | 27.834 | 1:25.054 | 215 |
| 1 | 15.718 | 15.350 | 31.845 | 28.510 | 1:31.423 P | | 6 | <u>11.734</u> | 14.429 | <u>30.922</u> | <u>27.816</u> | <u>1:24.901</u> | 215 |
| 2 | 11.847 | 14.425 | 30.905 | 28.107 | 1:25.284 | 212 | 7 | 11.759 | 14.460 | 31.003 | 28.223 | 1:25.445 | 214 |
| 3 | 11.715 | 14.272 | 30.855 | 28.026 | 1:24.868 | 214 | 8 | 11.793 | <u>14.316</u> | 30.946 | 28.112 | 1:25.167 | 215 |
| 4 | 11.726 | 14.307 | 30.856 | 28.154 | 1:25.043 | 215 | 18 Joel RHODES (NSW) (14th) | | | | | | |
| 5 | <u>11.641</u> | 14.239 | 30.704 | 28.003 | 1:24.587 | 215 | 1 | 21.737 | 17.545 | 34.674 | 30.540 | 1:44.496 P | |
| 6 | 11.713 | 14.302 | <u>30.606</u> | 28.097 | 1:24.718 | 216 | 2 | 12.897 | 15.698 | 32.856 | 29.356 | 1:30.807 | 203 |
| 7 | 11.846 | 14.642 | 31.102 | 28.269 | 1:25.859 | 217 | 3 | 12.729 | 15.368 | 32.551 | <u>29.239</u> | 1:29.887 | 205 |
| 8 | 11.894 | 14.436 | 31.610 | 27.871 | 1:25.811 | 217 | 4 | 12.495 | 15.289 | 32.876 | 29.534 | 1:30.194 | 206 |
| 9 | 11.876 | <u>14.174</u> | 30.670 | <u>27.854</u> | <u>1:24.574</u> | 219 | 5 | 13.319 | 16.231 | 32.484 | 29.549 | 1:31.583 | 205 |
| 10 | 11.705 | 14.286 | 30.661 | 27.943 | 1:24.595 | 216 | 6 | 12.644 | 15.583 | <u>32.195</u> | 29.734 | 1:30.156 | 205 |
| 11 | 11.759 | 14.481 | 31.435 | 28.150 | 1:25.825 | 216 | 7 | 12.469 | <u>15.207</u> | 32.585 | 29.707 | 1:29.968 | 208 |
| 12 | 11.685 | 14.342 | 30.910 | 28.412 | 1:25.349 | 215 | 8 | <u>12.358</u> | 15.281 | 32.364 | 29.249 | <u>1:29.252</u> | 207 |
| 13 | 11.746 | 14.448 | 30.907 | 28.514 | 1:25.615 | 216 | 9 | 12.443 | 15.356 | 32.764 | 29.583 | 1:30.146 | 206 |
| 14 | 12.243 | 14.664 | 30.804 | 28.076 | 1:25.787 | 216 | 10 | 12.808 | 15.433 | 32.475 | 29.461 | 1:30.177 | 206 |
| 7 Tom TOPARIS (NSW) (8th) | | | | | | | 11 | 12.594 | 15.470 | 32.399 | 30.471 | 1:30.934 | 205 |
| 1 | 16.632 | 15.458 | 32.738 | 29.241 | 1:34.069 P | | 21 Samuel LAMBERT (NT) (2nd) | | | | | | |
| 2 | 12.245 | 14.923 | 32.262 | 28.604 | 1:28.034 | 211 | 1 | 15.603 | 15.189 | 31.543 | 28.582 | 1:30.917 P | |
| 3 | 12.059 | 14.753 | 31.467 | 28.276 | 1:26.555 | 213 | 2 | 11.954 | 14.760 | 30.841 | 28.521 | 1:26.076 | 207 |
| 4 | 12.077 | 14.658 | 31.326 | 28.398 | 1:26.459 | 213 | 3 | 12.004 | 14.582 | 31.082 | 28.364 | 1:26.032 | 210 |
| 5 | 12.013 | 14.565 | 31.107 | 28.222 | <u>1:25.907</u> | 213 | 4 | 11.701 | 14.904 | 32.567 | 29.611 | 1:28.783 | 210 |
| 6 | 11.961 | 14.657 | <u>31.048</u> | 28.248 | 1:25.914 | 213 | 5 | <u>11.635</u> | 14.416 | 34.302 | 55.565 | 1:55.918 | 209 |
| 7 | <u>11.907</u> | <u>14.480</u> | 31.309 | 28.226 | 1:25.922 | 212 | 6 | 14.401 | 14.620 | 30.567 | 28.209 | 1:27.797 P | |
| 8 | 12.193 | 14.512 | 31.088 | 28.313 | 1:26.106 | 213 | 7 | 11.705 | 14.285 | <u>30.507</u> | 28.191 | <u>1:24.688</u> | 209 |
| 9 | 12.014 | 14.489 | 31.217 | 28.230 | 1:25.950 | 213 | 8 | 11.646 | <u>14.208</u> | 30.619 | 28.257 | 1:24.730 | 210 |
| 10 | 12.007 | 14.648 | 31.405 | <u>28.099</u> | 1:26.159 | 213 | 9 | 11.657 | 14.350 | 31.644 | <u>28.124</u> | 1:25.775 | 214 |
| 11 | 12.044 | 14.904 | 31.507 | 28.404 | 1:26.859 | 213 | 10 | 11.652 | 14.423 | 31.199 | 28.387 | 1:25.661 | 210 |
| 12 | 12.110 | 14.880 | 31.872 | 28.793 | 1:27.655 | 213 | 11 | 11.767 | 14.381 | 34.672 | 35.355 | 1:36.175 | 209 |
| 13 | 13.343 | 15.189 | 32.044 | 29.085 | 1:29.661 | 211 | 12 | 14.420 | 18.599 | 31.743 | 32.713 | 1:37.475 | 169 |
| 12 Mark CHIODO (VIC) (3rd) | | | | | | | 27 Nic LIMINTON (SA) (6th) | | | | | | |
| 1 | 16.127 | 16.135 | 32.720 | 28.673 | 1:33.655 P | | 1 | 17.441 | 15.852 | 33.390 | 29.762 | 1:36.445 P | |
| 2 | 12.081 | 14.738 | 31.692 | 28.172 | 1:26.683 | 213 | 2 | 12.206 | 14.771 | 32.115 | 29.326 | 1:28.418 | 209 |
| 3 | 11.822 | 14.528 | 31.629 | 28.156 | 1:26.135 | 216 | 3 | 11.941 | 14.641 | 31.799 | 28.784 | 1:27.165 | 211 |
| 4 | 11.899 | 14.380 | 31.519 | 27.985 | 1:25.783 | 214 | | | | | | | |



Scott Laing
 Chief Time Keeper - Scott Laing

Clerk of Course - Simon Maas

Computime Race Timing Systems Pty Ltd © 1996
 Licensed to Computime Race Timing Systems

www.computime.com.au

COMPUTIME RACE TIMING SYSTEMS PTY LTD





ASBK.COM.AU f t i y

Winton Motor Raceway : OFFICIAL TEST : April 11 & 12

SUPERSPORT

Wednesday Practice 3

Date: 12/04/17
 Event: P21
 Weather: Sunny - 22.9C
 Track: Dry - 39.0C

Started at: 14:25:52
 Laps: 30 Min
 Starters: 15
 Printed at: 15:12

SPLIT TIMES

| Lap | Split 1 | Split 2 | Split 3 | Split 4 | Lap Time | Spd | Lap | Split 1 | Split 2 | Split 3 | Split 4 | Lap Time | Spd |
|-----------------------------------|---------------|---------------|---------------|---------------|-----------------|-----|---|---------------|---------------|---------------|---------------|-----------------|-----|
| 4 | 11.797 | 14.512 | 31.487 | 28.653 | 1:26.449 | 211 | 9 | 13.112 | 18.641 | 35.450 | 29.622 | 1:36.825 | 207 |
| 5 | 11.776 | <u>14.391</u> | 31.421 | 28.646 | 1:26.234 | 211 | 10 | 12.139 | <u>14.692</u> | <u>31.093</u> | 28.453 | 1:26.377 | 207 |
| 6 | 11.761 | 14.697 | 32.435 | 28.638 | 1:27.531 | 213 | 46 Aidan HAYES (NSW) (15th) | | | | | | |
| 7 | 11.728 | 14.487 | <u>31.245</u> | 28.582 | 1:26.042 | 212 | 1 | 18.364 | 16.536 | 33.388 | 30.854 | 1:39.142 P | |
| 8 | 11.846 | 14.736 | 39.491 | 4:48.882 | 5:54.955 | 212 | 2 | 12.889 | 15.687 | 33.440 | 30.451 | 1:32.467 | 202 |
| 9 | 18.033 | 16.470 | 33.184 | 28.929 | 1:36.616 P | | 3 | 13.231 | 15.580 | 33.319 | 30.196 | 1:32.326 | 201 |
| 10 | 11.798 | 14.581 | 31.728 | 29.273 | 1:27.380 | 212 | 4 | 12.766 | 15.564 | 32.845 | 30.052 | 1:31.227 | 202 |
| 11 | 12.849 | 17.442 | 37.170 | 8:16.456 | 9:23.917 | 212 | 5 | 12.672 | 15.440 | 32.470 | 29.955 | 1:30.537 | 205 |
| 12 | 16.828 | 15.900 | 35.751 | 29.425 | 1:37.904 P | | 6 | 12.623 | 15.493 | 32.751 | 31.177 | 1:32.044 | 204 |
| 13 | 11.922 | 14.478 | 31.296 | 28.537 | 1:26.233 | 211 | 7 | 12.607 | 15.541 | <u>32.445</u> | <u>29.735</u> | <u>1:30.328</u> | 196 |
| 14 | 11.687 | 14.450 | 31.307 | 28.515 | 1:25.959 | 211 | 8 | <u>12.593</u> | <u>15.352</u> | 32.817 | 30.265 | 1:31.027 | 206 |
| 15 | <u>11.657</u> | <u>14.391</u> | 31.298 | <u>28.504</u> | <u>1:25.850</u> | 212 | 47 Giuseppe SCARCELLA (NSW) (11th) | | | | | | |
| 16 | 11.776 | 14.492 | 31.263 | 28.518 | 1:26.049 | 212 | 1 | 16.081 | 16.205 | 33.196 | 29.705 | 1:35.187 P | |
| 29 Patrick LI (NSW) (13th) | | | | | | | 2 | 12.604 | 15.382 | 33.036 | 29.343 | 1:30.365 | 211 |
| 1 | 16.451 | 16.154 | 33.902 | 30.106 | 1:36.613 P | | 3 | 12.281 | 15.084 | 32.441 | 28.744 | 1:28.550 | 212 |
| 2 | 13.018 | 15.595 | 32.836 | 29.604 | 1:31.053 | 207 | 4 | 12.163 | 14.797 | 32.100 | 28.621 | 1:27.681 | 212 |
| 3 | 12.452 | <u>15.181</u> | 32.816 | 29.750 | 1:30.199 | 208 | 5 | 12.387 | 19.297 | 44.142 | 30.095 | 1:45.921 | 213 |
| 4 | 12.620 | 15.231 | 32.802 | 29.234 | 1:29.887 | 209 | 6 | 12.462 | 16.010 | 34.047 | 29.294 | 1:31.813 | 213 |
| 5 | 12.561 | 15.229 | 32.945 | 29.473 | 1:30.208 | 208 | 7 | 12.126 | 14.864 | 32.274 | 28.796 | 1:28.060 | 214 |
| 6 | 12.641 | 15.324 | 32.640 | 29.664 | 1:30.269 | 207 | 8 | 12.000 | 14.647 | 32.131 | <u>28.310</u> | 1:27.088 | 214 |
| 7 | 12.512 | 15.336 | 32.977 | 29.558 | 1:30.383 | 207 | 9 | 12.155 | 14.770 | 32.000 | 28.375 | 1:27.300 | 216 |
| 8 | 12.610 | 15.264 | 32.540 | 29.304 | 1:29.718 | 206 | 10 | <u>11.980</u> | 15.259 | 32.495 | 32.161 | 1:31.895 | 215 |
| 9 | <u>12.433</u> | 15.212 | <u>32.432</u> | <u>29.039</u> | <u>1:29.116</u> | 208 | 11 | 13.432 | 15.182 | 33.802 | 32.593 | 1:35.009 | 155 |
| 10 | 12.662 | 17.693 | 42.345 | 34.668 | 1:47.368 | 210 | 12 | 12.134 | 14.975 | 36.065 | 32.892 | 1:36.066 | 215 |
| 11 | 12.808 | 15.315 | 33.114 | 29.770 | 1:31.007 | 195 | 13 | 12.204 | 19.460 | 47.828 | 11:11.560 | 12:31.052 | 216 |
| 31 John HUNT (SA) (9th) | | | | | | | 14 | 17.775 | 15.912 | 32.463 | 28.786 | 1:34.936 P | |
| 1 | 15.185 | 15.643 | 32.128 | 29.037 | 1:31.993 P | | 15 | 12.422 | 15.077 | 32.051 | 28.717 | 1:28.267 | 213 |
| 2 | 12.465 | 15.042 | 32.417 | 33.045 | 1:32.969 | 207 | 16 | 12.033 | <u>14.629</u> | <u>31.910</u> | 28.470 | <u>1:27.042</u> | 213 |
| 3 | 12.421 | 14.930 | 31.672 | 28.699 | 1:27.722 | 207 | 53 Mason COOTE (VIC) (7th) | | | | | | |
| 4 | 12.160 | 14.706 | 31.568 | 28.614 | 1:27.048 | 207 | 1 | 19.498 | 15.496 | 32.907 | 28.959 | 1:36.860 P | |
| 5 | 12.093 | 14.746 | 31.238 | 28.569 | 1:26.646 | 207 | 2 | 12.231 | 14.736 | 31.622 | 28.877 | 1:27.466 | 213 |
| 6 | 12.158 | 14.693 | 31.141 | <u>28.264</u> | <u>1:26.256</u> | 208 | 3 | 12.084 | 14.686 | 31.244 | 28.221 | 1:26.235 | 216 |
| 7 | 12.468 | 15.704 | 34.584 | 28.776 | 1:31.532 | 208 | 4 | <u>11.931</u> | 14.553 | 31.264 | <u>28.141</u> | 1:25.889 | 217 |
| 8 | <u>12.023</u> | 16.904 | 39.422 | 31.036 | 1:39.385 | 208 | | | | | | | |


Scott Laing
 Chief Time Keeper - Scott Laing

Clerk of Course - Simon Maas

Computime Race Timing Systems Pty Ltd © 1996
 Licensed to Computime Race Timing Systems

www.computime.com.au

COMPUTIME RACE TIMING SYSTEMS PTY LTD





ASBK.COM.AU f t i y

Winton Motor Raceway : OFFICIAL TEST : April 11 & 12

SUPERSPORT

Wednesday Practice 3

Date: 12/04/17
 Event: P21
 Weather: Sunny - 22.9C
 Track: Dry - 39.0C

Started at: 14:25:52
 Laps: 30 Min
 Starters: 15
 Printed at: 15:12

SPLIT TIMES

| Lap | Split 1 | Split 2 | Split 3 | Split 4 | Lap Time | Spd | Lap | Split 1 | Split 2 | Split 3 | Split 4 | Lap Time | Spd |
|-----|---------|---------------|---------------|---------|-----------------|-----|-----|---------|---------|---------|-----------|------------|-----|
| 5 | 12.075 | 14.479 | 31.012 | 28.297 | 1:25.863 | 218 | 10 | 11.848 | 14.371 | 30.879 | 28.323 | 1:25.421 | 213 |
| 6 | 12.940 | 15.912 | 31.450 | 28.479 | 1:28.781 | 218 | 11 | 12.655 | 16.193 | 33.802 | 28.903 | 1:31.553 | 210 |
| 7 | 12.065 | 14.759 | 31.400 | 28.368 | 1:26.592 | 217 | 12 | 11.939 | 15.288 | 34.200 | 15:58.509 | 16:59.936 | 211 |
| 8 | 12.102 | 14.728 | 31.282 | 28.148 | 1:26.260 | 216 | 13 | 16.789 | 15.193 | 32.633 | 28.999 | 1:33.614 P | |
| 9 | 11.972 | 14.873 | 32.147 | 28.475 | 1:27.467 | 216 | 14 | 12.036 | 14.519 | 30.985 | 28.854 | 1:26.394 | 211 |

56 Jimmy BROADBENT (NSW) (10th)

70 Sam MULDOON (NSW) (12th)

| | | | | | | |
|----|---------------|---------------|---------------|---------------|-----------------|-----|
| 1 | 21.292 | 15.603 | 33.250 | 29.621 | 1:39.766 P | |
| 2 | 12.436 | 15.239 | 32.060 | 29.164 | 1:28.899 | 208 |
| 3 | 12.078 | 14.943 | 31.825 | 28.695 | 1:27.541 | 209 |
| 4 | 12.111 | 14.944 | 31.579 | 28.648 | 1:27.282 | 210 |
| 5 | 12.026 | 15.252 | 32.377 | 28.945 | 1:28.600 | 211 |
| 6 | 11.952 | 14.792 | 31.471 | 28.594 | 1:26.809 | 208 |
| 7 | 12.595 | 16.272 | 36.086 | 2:40.391 | 3:45.344 | 209 |
| 8 | 19.243 | 15.987 | 33.485 | 29.432 | 1:38.147 P | |
| 9 | 12.093 | 14.896 | 31.512 | 28.955 | 1:27.456 | 208 |
| 10 | 12.065 | 15.057 | 31.353 | 29.387 | 1:27.862 | 210 |
| 11 | 15.054 | 17.345 | 37.459 | 8:22.929 | 9:32.787 | 167 |
| 12 | 16.895 | 15.671 | 33.709 | 29.279 | 1:35.554 P | |
| 13 | 12.186 | 14.809 | 31.300 | 28.601 | 1:26.896 | 208 |
| 14 | 12.127 | 14.827 | 31.573 | 28.769 | 1:27.296 | 208 |
| 15 | 12.004 | 14.803 | 31.372 | 28.757 | 1:26.936 | 208 |

| | | | | | | |
|----|---------------|---------------|---------------|---------------|-----------------|-----|
| 1 | 16.041 | 15.983 | 33.910 | 29.898 | 1:35.832 P | |
| 2 | 12.499 | 15.302 | 32.948 | 29.198 | 1:29.947 | 207 |
| 3 | 12.377 | 15.234 | 32.383 | 29.012 | 1:29.006 | 207 |
| 4 | 12.044 | 15.082 | 32.083 | 28.704 | 1:27.913 | 209 |
| 5 | 12.179 | 14.926 | 33.073 | 28.907 | 1:29.085 | 210 |
| 6 | 12.151 | 14.819 | 31.809 | 28.561 | 1:27.340 | 211 |
| 7 | 12.172 | 14.815 | 31.851 | 28.653 | 1:27.491 | 210 |
| 8 | 12.308 | 15.048 | 31.541 | 29.082 | 1:27.979 | 208 |
| 9 | 11.961 | 14.883 | 31.668 | 14:24.412 | 15:22.924 | 209 |
| 10 | 16.325 | 15.336 | 33.053 | 29.254 | 1:33.968 P | |
| 11 | 12.101 | 15.190 | 31.971 | 1:45.238 | 2:44.500 | 205 |
| 12 | 14.788 | 15.285 | 31.783 | 30.728 | 1:32.584 P | |
| 13 | 12.041 | 14.794 | 31.571 | 29.179 | 1:27.585 | 207 |

64 Sam CONDON (NSW) (4th)

82 Chris QUINN (NSW) (5th)

| | | | | | | |
|---|---------------|---------------|---------------|---------------|-----------------|-----|
| 1 | 17.060 | 16.648 | 34.620 | 30.466 | 1:38.794 P | |
| 2 | 12.624 | 14.990 | 32.672 | 29.115 | 1:29.401 | 209 |
| 3 | 11.997 | 14.459 | 31.354 | 28.327 | 1:26.137 | 211 |
| 4 | 11.865 | 14.383 | 30.994 | 28.440 | 1:25.682 | 212 |
| 5 | 12.120 | 15.798 | 36.937 | 28.866 | 1:33.721 | 211 |
| 6 | 11.873 | 14.367 | 31.133 | 28.340 | 1:25.713 | 213 |
| 7 | 11.903 | 14.380 | 31.164 | 28.405 | 1:25.852 | 211 |
| 8 | 11.875 | 14.372 | 30.927 | 28.228 | 1:25.402 | 212 |
| 9 | 11.823 | 14.314 | 30.761 | 28.216 | 1:25.114 | 212 |

| | | | | | | |
|---|---------------|---------------|---------------|---------------|-----------------|-----|
| 1 | 21.433 | 18.715 | 35.982 | 29.746 | 1:45.876 P | |
| 2 | 12.214 | 14.843 | 31.781 | 28.852 | 1:27.690 | 209 |
| 3 | 11.959 | 14.569 | 31.274 | 2:08.462 | 3:06.264 | 210 |
| 4 | 18.097 | 18.302 | 42.034 | 30.694 | 1:49.127 P | |
| 5 | 12.242 | 14.698 | 31.717 | 28.831 | 1:27.488 | 209 |
| 6 | 11.858 | 14.724 | 31.170 | 28.569 | 1:26.321 | 210 |
| 7 | 11.796 | 14.416 | 31.077 | 28.519 | 1:25.808 | 210 |
| 8 | 11.926 | 14.518 | 31.025 | 28.597 | 1:26.066 | 211 |
| 9 | 12.491 | 23.639 | 44.443 | 16:37.093 | 17:57.666 | 209 |

Scott Laing

Chief Time Keeper - Scott Laing


Clerk of Course - Simon Maas



Computime Race Timing Systems Pty Ltd © 1996
 Licensed to Computime Race Timing Systems

www.computime.com.au

COMPUTIME RACE TIMING SYSTEMS PTY LTD





ASBK.COM.AU f t i y

Winton Motor Raceway : OFFICIAL TEST : April 11 & 12

SUPERSPORT

Wednesday Practice 3

Date: 12/04/17
 Event: P21
 Weather: Sunny - 22.9C
 Track: Dry - 39.0C

Started at: 14:25:52
 Laps: 30 Min
 Starters: 15
 Printed at: 15:12

FASTEST LAPS SEQUENCE

| Race Time | No | Name | Machine | Fastest Lap | On Lap |
|-----------|----|---------------------|---------------|-------------|--------|
| 2:00.623 | 5 | Ted COLLINS (VIC) | Suzuki GSX-R | 1:31.423 | 1 |
| 2:28.901 | 21 | Samuel LAMBERT (NT) | Yamaha YZF-R6 | 1:30.917 | 1 |
| 3:25.907 | 5 | Ted COLLINS (VIC) | Suzuki GSX-R | 1:25.284 | 2 |
| 4:50.775 | 5 | Ted COLLINS (VIC) | Suzuki GSX-R | 1:24.868 | 3 |
| 7:40.405 | 5 | Ted COLLINS (VIC) | Suzuki GSX-R | 1:24.587 | 5 |
| 13:21.367 | 5 | Ted COLLINS (VIC) | Suzuki GSX-R | 1:24.574 | 9 |

Scott Laing


Chief Time Keeper - Scott Laing

Clerk of Course - Simon Maas

Computime Race Timing Systems Pty Ltd © 1996
 Licensed to Computime Race Timing Systems

www.computime.com.au

COMPUTIME RACE TIMING SYSTEMS PTY LTD





ASBK.COM.AU f t i y

Winton Motor Raceway : OFFICIAL TEST : April 11 & 12

SUPERSPORT

Wednesday Practice 3

Date: 12/04/17
 Event: P21
 Weather: Sunny - 22.9C
 Track: Dry - 39.0C



Started at: 14:25:52
 Laps: 30 Min
 Starters: 15
 Printed at: 15:12

BEST PARTIAL TIMES

| Pos | Split 1 | | Split 2 | | Split 3 | | Split 4 | | LAP | | Ideal | Fastest |
|-----|-------------|--------|-------------|--------|-------------|--------|-------------|--------|-------------|----------|----------|---------|
| | Name | Time | Name | Time | Name | Time | Name | Time | Name | Time | | |
| 1 | S. LAMBERT | 11.635 | T. COLLINS | 14.174 | S. LAMBERT | 30.507 | M. CHIODO | 27.816 | T. COLLINS | 1:24.275 | 1:24.574 | |
| 2 | T. COLLINS | 11.641 | S. LAMBERT | 14.208 | T. COLLINS | 30.606 | T. COLLINS | 27.854 | S. LAMBERT | 1:24.474 | 1:24.688 | |
| 3 | N. LIMINTON | 11.657 | M. CHIODO | 14.226 | S. CONDON | 30.761 | T. TOPARIS | 28.099 | M. CHIODO | 1:24.698 | 1:24.901 | |
| 4 | M. CHIODO | 11.734 | S. CONDON | 14.314 | M. CHIODO | 30.922 | S. LAMBERT | 28.124 | S. CONDON | 1:25.114 | 1:25.114 | |
| 5 | C. QUINN | 11.796 | N. LIMINTON | 14.391 | J. HUNT | 30.970 | M. COOTE | 28.141 | T. TOPARIS | 1:25.534 | 1:25.907 | |
| 6 | S. CONDON | 11.823 | C. QUINN | 14.416 | M. COOTE | 31.012 | S. CONDON | 28.216 | M. COOTE | 1:25.563 | 1:25.863 | |
| 7 | T. TOPARIS | 11.907 | M. COOTE | 14.479 | C. QUINN | 31.025 | J. HUNT | 28.264 | C. QUINN | 1:25.756 | 1:25.808 | |
| 8 | M. COOTE | 11.931 | T. TOPARIS | 14.480 | T. TOPARIS | 31.048 | G. SCARCELL | 28.310 | N. LIMINTON | 1:25.797 | 1:25.850 | |
| 9 | J. BROADBEN | 11.952 | J. HUNT | 14.590 | N. LIMINTON | 31.245 | N. LIMINTON | 28.504 | J. HUNT | 1:25.847 | 1:26.256 | |
| 10 | S. MULDOON | 11.961 | G. SCARCELL | 14.629 | J. BROADBEN | 31.300 | C. QUINN | 28.519 | J. BROADBE | 1:26.638 | 1:26.809 | |
| 11 | G. SCARCELL | 11.980 | J. BROADBEN | 14.792 | S. MULDOON | 31.541 | S. MULDOON | 28.561 | G. SCARCELL | 1:26.829 | 1:27.042 | |
| 12 | J. HUNT | 12.023 | S. MULDOON | 14.794 | G. SCARCELL | 31.910 | J. BROADBEN | 28.594 | S. MULDOON | 1:26.857 | 1:27.340 | |
| 13 | J. RHODES | 12.358 | P. LI | 15.181 | J. RHODES | 32.195 | P. LI | 29.039 | J. RHODES | 1:28.999 | 1:29.252 | |
| 14 | P. LI | 12.433 | J. RHODES | 15.207 | P. LI | 32.432 | J. RHODES | 29.239 | P. LI | 1:29.085 | 1:29.116 | |
| 15 | A. HAYES | 12.542 | A. HAYES | 15.315 | A. HAYES | 32.445 | A. HAYES | 29.735 | A. HAYES | 1:30.037 | 1:30.328 | |

Scott Laing
 Chief Time Keeper - Scott Laing

Clerk of Course - Simon Maas



Computime Race Timing Systems Pty Ltd © 1996
 Licensed to Computime Race Timing Systems

www.computime.com.au

COMPUTIME RACE TIMING SYSTEMS PTY LTD